

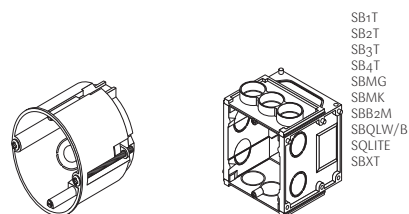
Wall boxes

Lithoss switches and sockets should be installed on wall boxes with vertical screws (screw distance: 60mm).
For wall boxes of other countries, please contact us for more information.

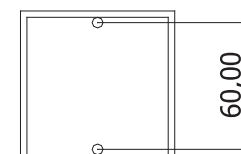
Lithoss producten installeren op inbouwdozen met verticale vijzen (hartafstand: 60mm).
Voor landspecifieke inbouwdozen, contacteer ons voor meer informatie.

Les interrupteurs Lithoss doivent être installés dans des boîtes d'encastrement avec vis (entre-axe entre les vis : 60mm).
Pour boîtes d'encastrement d'autres pays, n'hésitez pas à nous contacter.

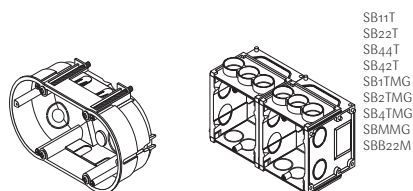
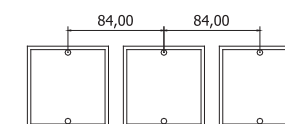
Lithoss - Produkte lassen sich in Einbaudosen mit Schrauben (Schraubenabstand : 60mm) installieren.
Bitte informieren Sie sich vor der Installation über weitere Details.



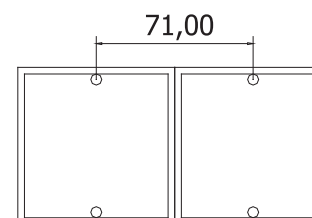
Installation single plates



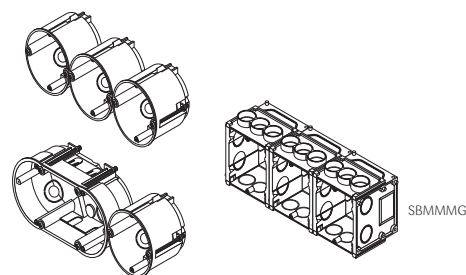
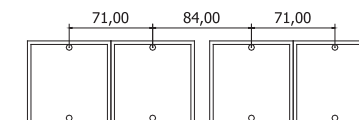
Installation 3 x single plate



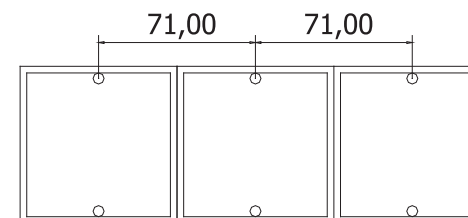
Installation double plates



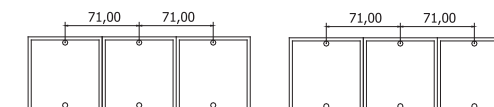
Installation 2 x double plate



Installation triple plates



Installation 2 x triple plate



*An adaptation of the mounting frame has made it possible to install Lithoss products on the KAISER wall boxes (dia 59mm instead of 61mm). Compatibility with Legrand wall boxes and Kaiser wall boxes: see our technical guide.