

ALL LIGHT CLOSED

Mounting	Ceiling and wall
Lamps description	1 x 24W G5 FD
Environment	Indoor, Outdoor
Finish	Glazed steel
Technical description	Indoor or outdoor wall lamp providing direct/indirect lighting. Opaline polycarbonate enclosure cover. Stainless steel cover with satin finish for outdoor use. Opaline polycarbonate wall attachment. Pressed and galvanized sheet metal ballast support. Rubber end plugs for fixing screws.




ELECTRICAL

Control gear availability	Included
Control gear type	Electronic
Emergency	Without
Voltage (V)	230/240

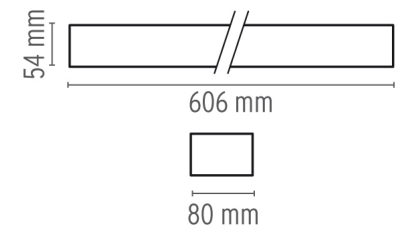
All Light Closed

designed by Rodolfo Dordoni

Indoor or outdoor wall lamp providing direct/indirect lighting.

 F0182056 Glazed steel

DIMENSIONS



PHYSICAL

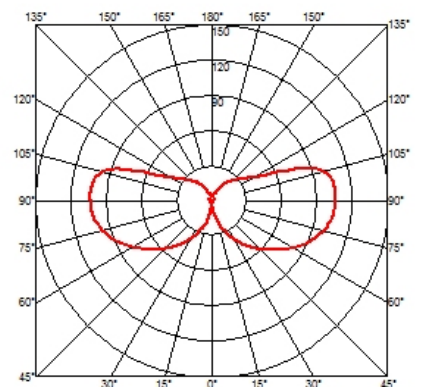
Supply	Terminal block
Construction material	Polycarbonate, Steel
Weight (kg)	1.9



CERTIFICATIONS



IP
55



All Light Closed . Lamps



FD 24W G5

Lamp Watt:
24 W

Lamp category:
Fluorescent tube


Socket:
G5

Lamp type:
FD

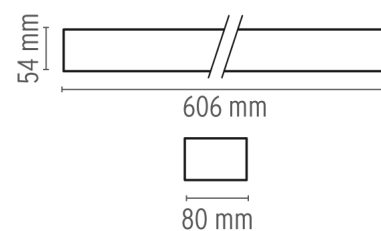


All Light Closed designed by Rodolfo Dordoni

Indoor or outdoor wall lamp
providing direct/indirect lighting.

 F0182056 Glazed steel

DIMENSIONS



CERTIFICATIONS

