

SMART CAKE 82 MR16 GE

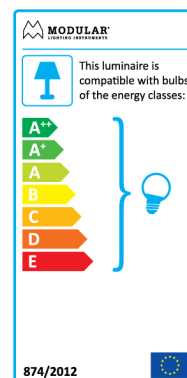
Smart cake is part of the Smart family. This family's styling is based on our most popular iconic designs. Its gently sloping sides ensure a soft distribution of light. Since its introduction in 2010, Smart has become an extensive portfolio with a broad range of accessories. In concrete terms, the luminaires consist of a light source (LED, halogen) which can be combined with one of three trims to suit your requirements. The new spotlights can be combined with Smart mask, Smart surface box or surface tubed to form the perfect solution for any interior.

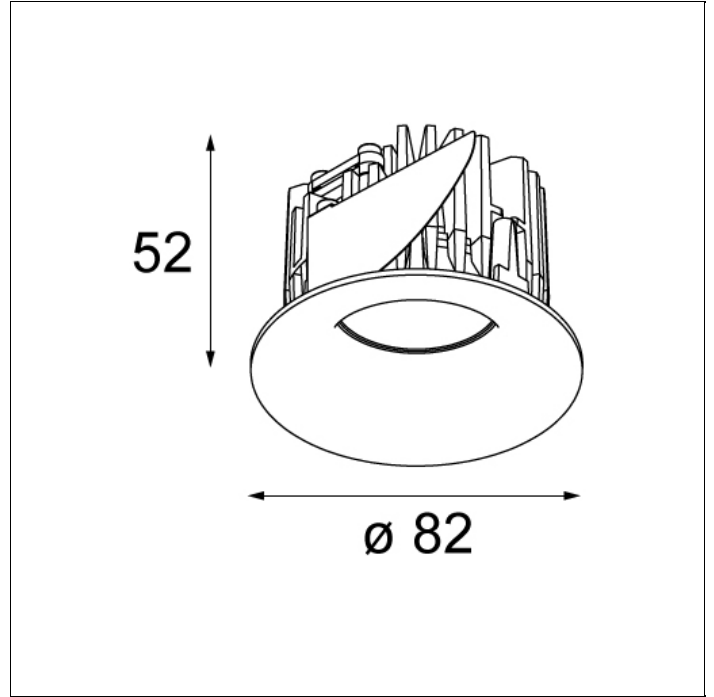
Art. Nr. 12420009

SPECIFICATIONS

Lamp	1x QR-CBC 51 Gu 5.3 max. 50W
Gear / Transfo	transfo not incl.
Cut-out size	ø 70 h 90
Weight	0.1kg
Min. Distance	0.5 m
Power supply	12V
IP	IP20
Glow Wire Test	960°
Source lifetime	2000 hrs
UGR	20
Remark	! can be combined with Smart mask ! can be combined with Smart surface box & tubed

black struc	12420032
white struc	12420009





SMART CAKE 82 LED GE


Smart cake is part of the Smart family. This family's styling is based on our most popular iconic designs. Its gently sloping sides ensure a soft distribution of light. Since its introduction in 2010, Smart has become an extensive portfolio with a broad range of accessories. In concrete terms, the luminaires consist of a light source (LED, halogen) which can be combined with one of three trims to suit your requirements. The new spotlights can be combined with Smart mask, Smart surface box or surface tubed to form the perfect solution for any interior.

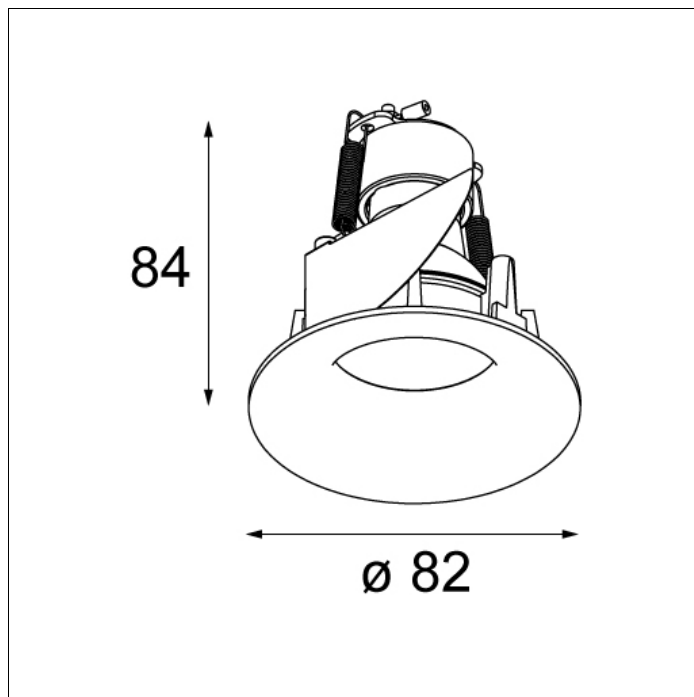
Art. Nr. 12411009

SPECIFICATIONS

Lamp	1x LED Array	
Gear / Transfo	LED gear not incl.	
Cut-out size	ø 70 h 60	
Weight	0.36kg	
Min. Distance	0.1 m	
IP	IP20	
Glow Wire Test	960°	
Source lifetime	50000 hrs	
CRI	90	
Power supply	500mA	350mA
	21Vf	20Vf
Connected load	10.5W	6.9W
Lumen	696lm	506lm
Efficacy	66lm/W	73lm/W
UGR	23	22
Remark	! can be combined with Smart mask ! can be combined with Smart surface box & tubed	

	WARM WHITE 2700K / CRI 90+		NEUTRAL WHITE 4000K / CRI 80+		WARM WHITE 3000K / CRI 90+	
	MEDIUM 25°	FLOOD 50°	MEDIUM 25°	FLOOD 50°	MEDIUM 25°	FLOOD 50°
black struc	12411032	12411232	12411132	12411332	12411432	12411532
gold	12411046	12411246	12411146	12411346	12411446	12411546
white struc	12411009	12411209	12411109	12411309	12411409	12411509





SMART CAKE 82 GU10

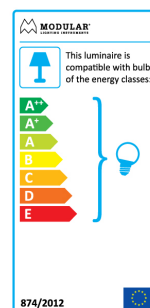
Smart cake is part of the Smart family. This family's styling is based on our most popular iconic designs. Its gently sloping sides ensure a soft distribution of light. Since its introduction in 2010, Smart has become an extensive portfolio with a broad range of accessories. In concrete terms, the luminaires consist of a light source (LED, halogen) which can be combined with one of three trims to suit your requirements. The new spotlights can be combined with Smart mask, Smart surface box or surface tubed to form the perfect solution for any interior.

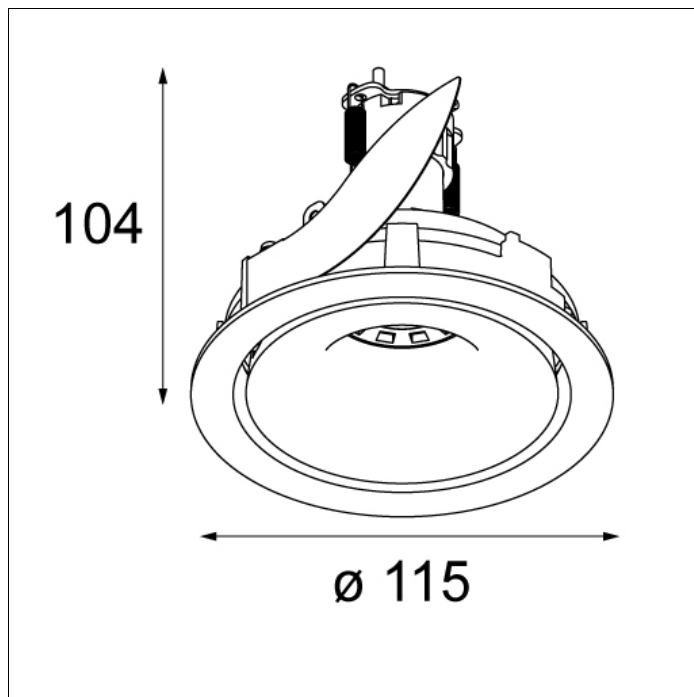
Art. Nr. 12420109

SPECIFICATIONS

Lamp	1x QPAR 16 Gu10 max. 50W
Gear / Transfo	transfo/gear not required
Cut-out size	ø 70 h 110
Weight	0.2kg
Min. Distance	0.5 m
Power supply	230V
IP	IP20
Glow Wire Test	960°
Source lifetime	2000 hrs
Lumen	379 Lm
Efficacy	69 Lm/W
UGR	13
Remark	! can be combined with Smart mask ! can be combined with Smart surface box & tubed

black struc	12420132
gold	12420146
white struc	12420109





SMART CAKE 115 ADJUSTABLE GU10

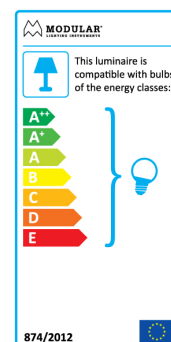
Smart cake is part of the Smart family. This family's styling is based on our most popular iconic designs. Its gently sloping sides ensure a soft distribution of light. Since its introduction in 2010, Smart has become an extensive portfolio with a broad range of accessories. In concrete terms, the luminaires consist of a light source (LED, halogen) which can be combined with one of three trims to suit your requirements. The new spotlights can be combined with Smart mask, Smart surface box or surface tubed to form the perfect solution for any interior.

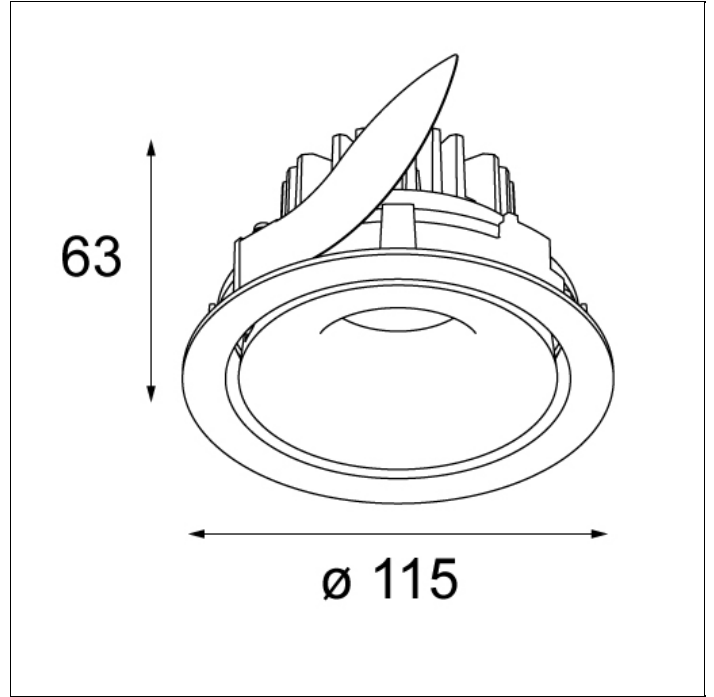
Art. Nr. 12772009

SPECIFICATIONS

Lamp	1x LED Gu10 max. 50W
Gear / Transfo	transfo/gear not required
Cut-out size	ø 108 h 130
Weight	0.464kg
Min. Distance	0.1
Power supply	230V
IP	IP20
Glow Wire Test	960°
Lumen	379 Lm
Efficacy	69 Lm/W
UGR	14
Remark	! can be combined with Smart mask ! can be combined with Smart surface box

black struc	12772032
gold	12772046
white struc	12772009





SMART CAKE 115 ADJUSTABLE LED GE

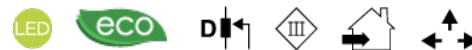

Smart cake is part of the Smart family. This family's styling is based on our most popular iconic designs. Its gently sloping sides ensure a soft distribution of light. Since its introduction in 2010, Smart has become an extensive portfolio with a broad range of accessories. In concrete terms, the luminaires consist of a light source (LED, halogen) which can be combined with one of three trims to suit your requirements. The new spotlights can be combined with Smart mask, Smart surface box or surface tubed to form the perfect solution for any interior.

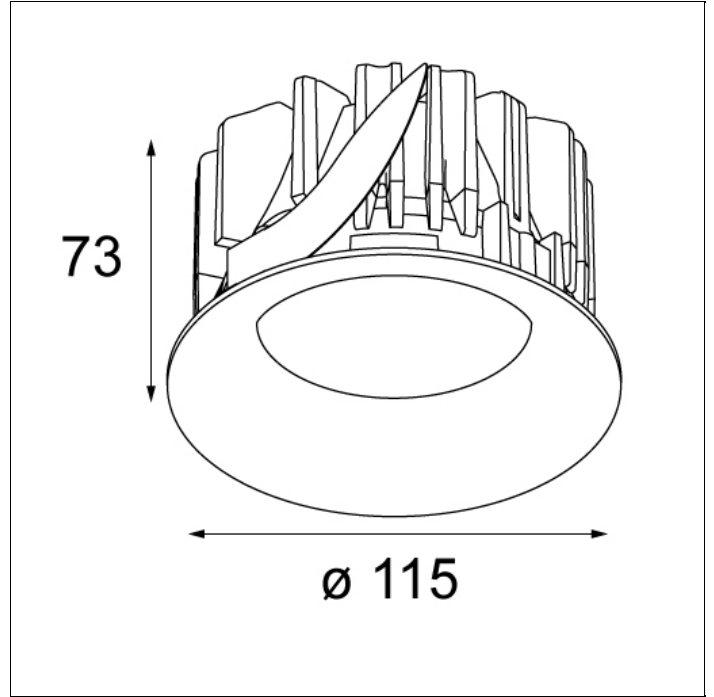

Art. Nr. 12771009

SPECIFICATIONS

Lamp	1x LED Array	
Gear / Transfo	LED gear not incl.	
Cut-out size	ø 108 h 100	
Weight	0.488kg	
Min. Distance	0.1	
IP	IP20	
Glow Wire Test	960°	
Source lifetime	50000 hrs	
CRI	90	
Power supply	500mA	350mA
	21Vf	20Vf
Connected load	10.5W	6.9W
Lumen	643lm	467lm
Efficacy	61lm/W	68lm/W
UGR	23	22
Remark	! can be combined with Smart mask	
	! can be combined with Smart surface box	

	WARM WHITE 2700K / CRI 90+		NEUTRAL WHITE 4000K / CRI 80+		WARM WHITE 3000K / CRI 90+	
	MEDIUM 25°	FLOOD 50°	MEDIUM 25°	FLOOD 50°	MEDIUM 25°	FLOOD 50°
black struc	12771032	12771332	12771132	12771832	12771532	12771632
gold	12771046	12771346	12771146	12771846	12771546	12771646
white struc	12771009	12771309	12771109	12771809	12771509	12771609





SMART CAKE 115 DIFFUSE IP54 LED GE

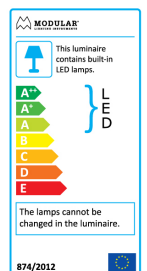
Smart cake is part of the Smart family. This family's styling is based on our most popular iconic designs. Its gently sloping sides ensure a soft distribution of light. Since its introduction in 2010, Smart has become an extensive portfolio with a broad range of accessories. In concrete terms, the luminaires consist of a light source (LED, halogen) which can be combined with one of three trims to suit your requirements. The new spotlights can be combined with Smart mask, Smart surface box or surface tubed to form the perfect solution for any interior.

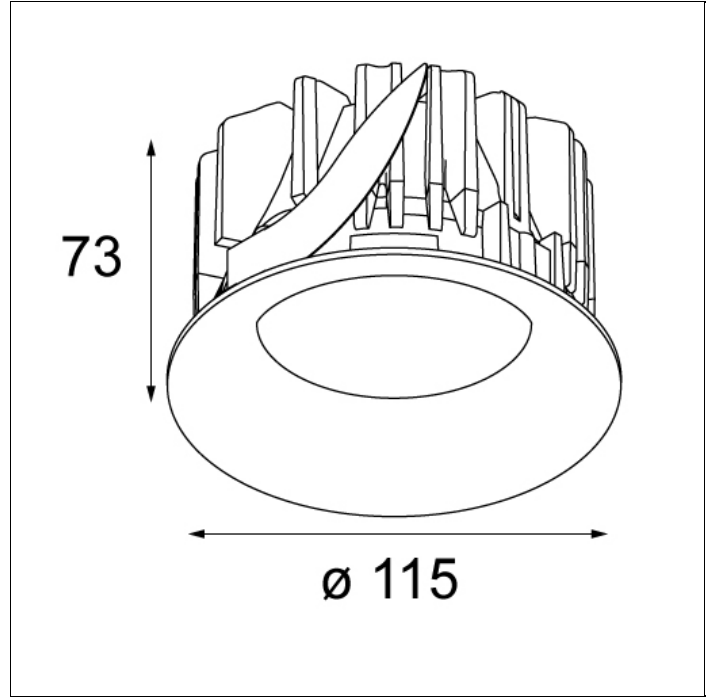
Art. Nr. 12743009

SPECIFICATIONS

Lamp	1x LED Array			
Gear / Transfo	LED gear not incl.			
Cut-out size	ø 108 h 100			
Weight	0.547kg			
Min. Distance	0.1			
IP	IP54			
Glow Wire Test	960°			
Source lifetime	50000 hrs			
CRI	90			
Power supply	350mA	500mA	700mA	900mA 1050mA
	31Vf	32Vf	34Vf	35Vf 35Vf
Connected load	11W	16.25W	23.6W	31.2W 36.75W
Lumen	710lm	955lm	1225lm	1423lm 1522lm
Efficacy	65lm/W	59lm/W	52lm/W	46lm/W 41lm/W
UGR	26	27	27	28 28
Remark	! can be combined with Smart mask			

	WARM WHITE 2700K / CRI 90+	NEUTRAL WHITE 4000K / CRI 90+	WARM WHITE 3000K / CRI 90+
	WIDE FLOOD 85°	WIDE FLOOD 85°	WIDE FLOOD 85°
black struc	12743032	12743132	12743532
gold	12743046	12743146	12743546
white struc	12743009	12743109	12743509





SMART CAKE 115 IP54 LED GE

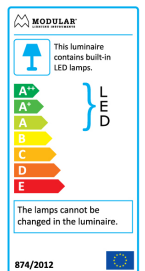
Smart cake is part of the Smart family. This family's styling is based on our most popular iconic designs. Its gently sloping sides ensure a soft distribution of light. Since its introduction in 2010, Smart has become an extensive portfolio with a broad range of accessories. In concrete terms, the luminaires consist of a light source (LED, halogen) which can be combined with one of three trims to suit your requirements. The new spotlights can be combined with Smart mask, Smart surface box or surface tubed to form the perfect solution for any interior.

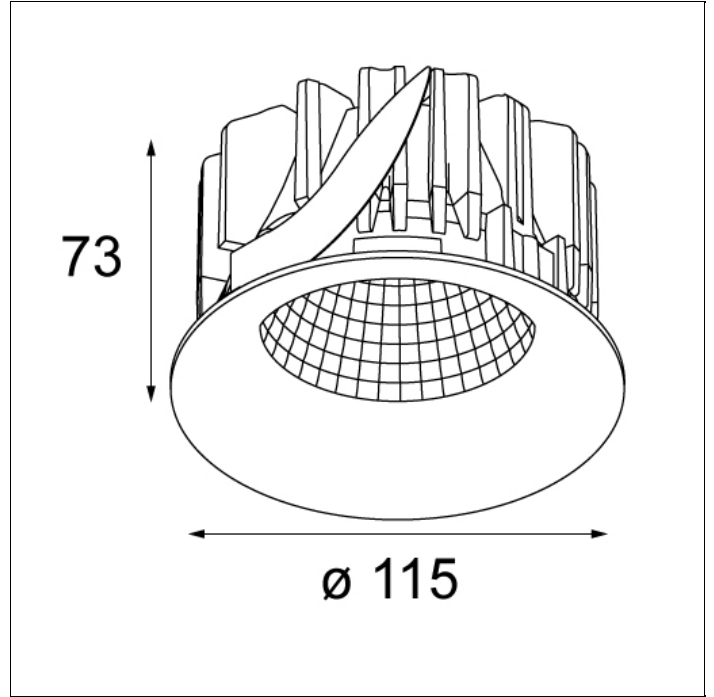
Art. Nr. 12742009

SPECIFICATIONS

Lamp	1x LED Array			
Gear / Transfo	LED gear not incl.			
Cut-out size	ø 108 h 100			
Weight	0.534kg			
Min. Distance	0.1			
IP	IP54			
Glow Wire Test	960°			
Source lifetime	50000 hrs			
CRI	90			
Power supply	350mA	500mA	700mA	900mA 1050mA
	31Vf	32Vf	34Vf	35Vf 35Vf
Connected load	11W	31.2W	23.6W	31.2W 36.75W
Lumen	1005lm	1353lm	1735lm	2016lm 2156lm
Efficacy	91lm/W	43lm/W	73lm/W	65lm/W 59lm/W
UGR	19	20	21	21 22
Remark	! can be combined with Smart mask			

	WARM WHITE 2700K / CRI 90+			NEUTRAL WHITE 4000K / CRI 90+		WARM WHITE 3000K / CRI 90+			NEUTRAL WHITE 4000K / CRI 80+
	MEDIUM 25°	SPOT 15°	FLOOD 40°	MEDIUM 25°	SPOT 15°	SPOT 15°	MEDIUM 25°	FLOOD 40°	FLOOD 40°
black struc	12742032	12742232	12742332	12742132	12742732	12742432	12742532	12742632	12742832
gold	12742046	12742246	12742346	12742146	12742746	12742446	12742546	12742646	12742846
white struc	12742009	12742209	12742309	12742109	12742709	12742409	12742509	12742609	12742809





SMART CAKE 115 LED GE

Smart cake is part of the Smart family. This family's styling is based on our most popular iconic designs. Its gently sloping sides ensure a soft distribution of light. Since its introduction in 2010, Smart has become an extensive portfolio with a broad range of accessories. In concrete terms, the luminaires consist of a light source (LED, halogen) which can be combined with one of three trims to suit your requirements. The new spotlights can be combined with Smart mask, Smart surface box or surface tubed to form the perfect solution for any interior.

Art. Nr. 12741032

SPECIFICATIONS

Lamp	1x LED Array				
Gear / Transfo	LED gear not incl.				
Cut-out size	ø 108 h 100				
Weight	0.522kg				
Min. Distance	0.1				
IP	IP20				
Glow Wire Test	960°				
Source lifetime	50000 hrs				
CRI	90				
Power supply	350mA	500mA	700mA	900mA	1050mA
	31Vf	32Vf	34Vf	35Vf	35Vf
Connected load	11W	16.25W	23.6W	31.2W	36.75W
Lumen	824lm	1109lm	1422lm	1652lm	1767lm
Efficacy	75lm/W	68lm/W	60lm/W	53lm/W	48lm/W
UGR	12	13	14	14	14
Remark	! can be combined with Smart mask ! can be combined with Smart surface box				

	WARM WHITE 2700K / CRI 90+			NEUTRAL WHITE 4000K / CRI 90+		WARM WHITE 3000K / CRI 90+			NEUTRAL WHITE 4000K / CRI 80+
	MEDIUM 25°	SPOT 15°	FLOOD 40°	MEDIUM 25°	SPOT 15°	SPOT 15°	MEDIUM 25°	FLOOD 40°	FLOOD 40°
black struc	12741032	12741232	12741332	12741132	12741432	12741532	12741632	12741832	
gold	12741046	12741246	12741346	12741146	12741746	12741446	12741546	12741646	12741846
white struc	12741009	12741209	12741309	12741109	12741709	12741409	12741509	12741609	12741809

